

Understanding Oklahoma workers' compensation benefits

(Statistics for Oklahoma for 2018)

Presented By



TOP 5 MOST COMMON INJURIES



8.4 %

Back injuries



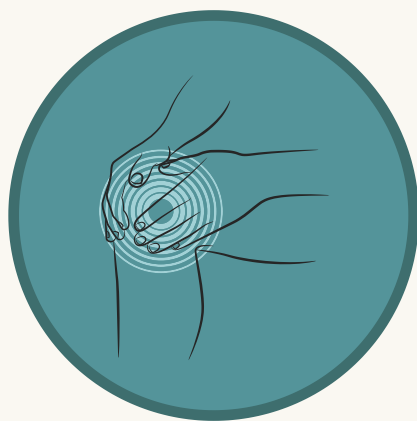
8.2 %

Right shoulder



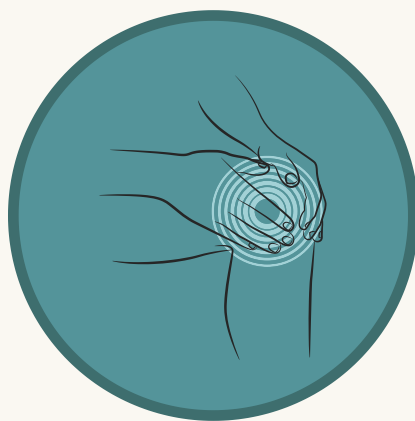
6.8 %

Left shoulder



4.7 %

Right knee



4.2 %

Left knee

TOP 5 COMMON CAUSES



25.3 %

Slip, trip or fall



14.9 %

Strain or sprain




11.8 %

Struck by an object



9.2 %

Cumulative injuries



8.5 %

Bone fractures

TOP 5 INDUSTRIES



14.4 %

Manufacturing
(1,149 claims)



11.5 %

Retail trade
(914 claims)



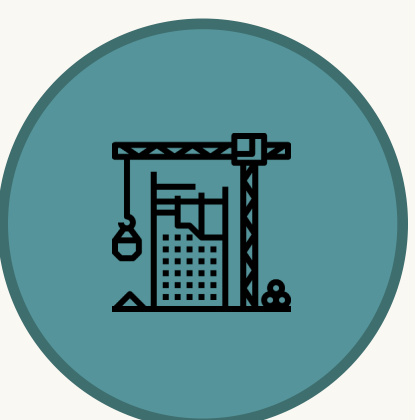
10.9 %

Public administration
(870 cases)



10.1 %

Health care &
social assistance
(808 cases)



9.3 %

Construction
(745 cases)



OKLAHOMA CITY

405-525-4131

LOCAL (405) 896-6879

TULSA

918-496-9577

LOCAL (918) 894-6339

SOURCE

State of Oklahoma Workers' Compensation Commission