

FACTS ABOUT OKLAHOMA CITY MOTORCYCLE CRASHES

Presented By



OKLAHOMA MOTORCYCLE ACCIDENTS BY THE NUMBERS

ANNUAL AVERAGE

STATEWIDE

Motorcycle Accident Fatalities: 88 deaths



OKLAHOMA COUNTY

Motorcycle Accident Fatalities: 19 deaths



WHERE THEY HAPPEN

TOP 3 PLACES



City streets



Interstate highways



County roads

WHEN THEY HAPPEN

TOP 3 MONTHS



MAY

190 CRASHES



JUN

164 CRASHES



AUG

147 CRASHES

WHO GOT HURT

BY AGE AND GENDER



MEN

1,123 crashes



WOMEN

139 crashes



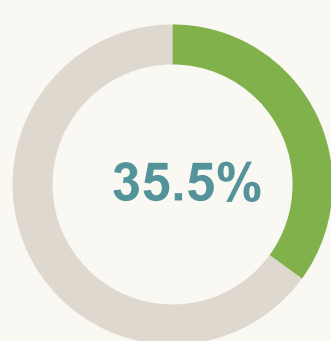
25 - 29 YEARS OLD
149 crashes

45 - 59 YEARS OLD
147 crashes

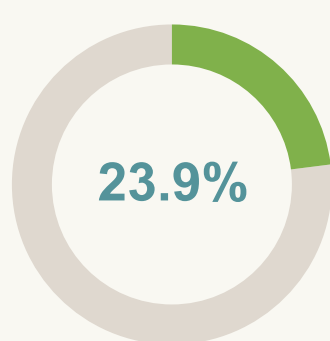
30 - 34 YEARS OLD
143 crashes

WHO GOT HURT

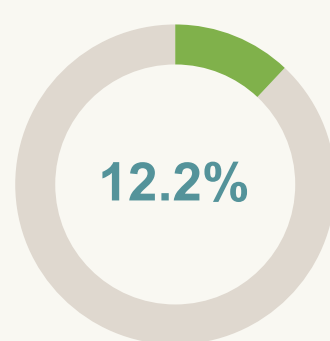
BY AGE AND GENDER



NO IMPROPER
ACTION BY
DRIVER



DRIVER FAILED
TO YIELD



DRIVER MADE
IMPROPER TURN

Source:
National Highway Traffic Safety Administration
Oklahoma Highway Safety Office



Lawter & Associates
ATTORNEYS AT LAW PLLC

OKLAHOMA CITY

866-584-1027

www.lawterlaw.com

TULSA COUNTY

866-584-1028